

## RULED PAPER

(Have fun using these. Click on the links below to take you to each page.)

[10 pt. ruled black](#)

[10 pt. ruled color dark separated](#) (Use a color printer for this page)

[10 pt. ruled color dark](#) (Use a color printer for this page)

[16 pt. ruled legal](#) (prints on 8½" X 14" paper)

[16 pt. ruled](#)

[48 pt. ruled](#) (Good to use with students who need to type a draft paper and need to edit above it. Decreases visual clutter)

[72 pt. ruled](#) (Good to use with students who need to type a draft paper and need to edit above it. Decreases visual clutter)

[Columns](#) (Use for math, to help kids line up numbers)

[Columns2](#) (Bold lines - Use for math, to help kids line up numbers)

[Grids](#) (large squares for doing math)


[Small grid](#) (small squares for doing math)

[Spacing- -- gray](#) (This was set up for a student who had difficulty spacing between words. He was instructed to leave 2 dashes between words. We started with the black spacing paper, and faded the color to gray)


[Spacing](#) (Black dashed lines to help with learning to write with good spacing)

[Spacing paper](#) (A different type of spacing paper)





10 pt. ruled color dk separated



10 pt. ruled color dk

Blank legal document template with 16 horizontal ruling lines.

A blank sheet of white paper with horizontal ruling lines. The lines are evenly spaced and extend across the width of the page. A thicker line is present near the top and bottom, likely serving as a margin. The paper is otherwise empty of text or markings.

16 pt. ruled

---

---

---

---

---

---

---

---

---

---

---

---

---

---

---

---

48 pt. ruled

---

---

---

---

---

---

---

---

---


---

72 pt. ruled










grids


Grids




small grid



spacing- --gray



spacing- --



spacing paper