

**California Department of Social Services
Office of Deaf Access**

744 P Street, MS 11-91
Sacramento, CA 95814

(916) 653-8320 (Voice)

(916) 653-7651 (TTY)

E-Mail: deafuser@dss.ca.gov

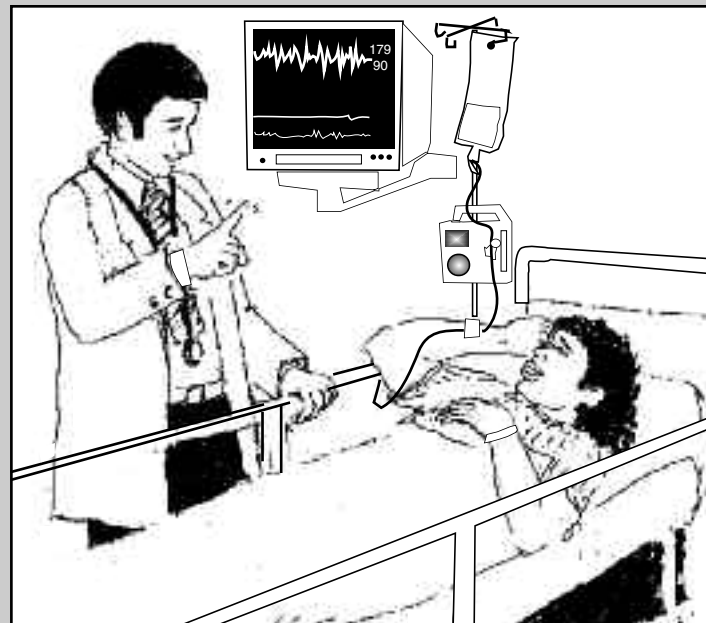
www.dss.cahwnet.gov/cdssweb/PG145.htm



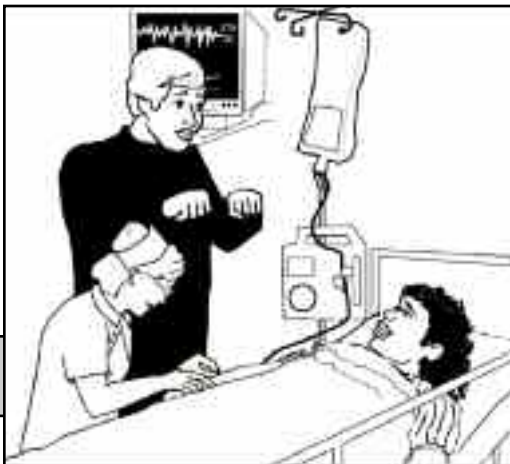
**STATE OF CALIFORNIA
HEALTH AND HUMAN SERVICES AGENCY
DEPARTMENT OF SOCIAL SERVICES**

PUB 391 (03/08)

BASIC MEDICAL SIGN LANGUAGE



PLEASE NOTE: This brochure is to be used as a guide for one-on-one communication. This is only a tool to assist in communication while awaiting the arrival of a qualified/certified sign language interpreter. **This resource should not be used in lieu of obtaining an interpreter.**



Please note: Some deaf and hard of hearing people communicate by using American Sign Language (ASL). This brochure is designed to assist medical professionals in communicating with deaf and hard of hearing patients, who use ASL, by providing pictorial ASL interpretations of some words and phrases commonly used by the medical profession. This brochure is not intended to replace a qualified/certified sign language interpreter, but can be used in the interim until an interpreter arrives.

LOCAL INTERPRETERS AND SERVICES

SOUTHERN CALIFORNIA:

Cypress: (714) 826-9793 Voice/TTY
Los Angeles: (323) 478-8000 Voice
(323) 550-4226 TTY
Riverside: (951) 275-5000 Voice
(951) 275-0640 TTY
San Diego: (619) 398-2441 Voice
(619) 398-2440 TTY
Ventura: (805) 644-6322 Voice
(805) 644-6323 TTY

CENTRAL CALIFORNIA:

Fresno: (559) 225-3323 Voice
(559) 225-0415 TTY
Merced: (209) 726-7783 Voice
(209) 726-7786 TTY
Salinas: (831) 753-6540 Voice
(831) 753-6541 TTY

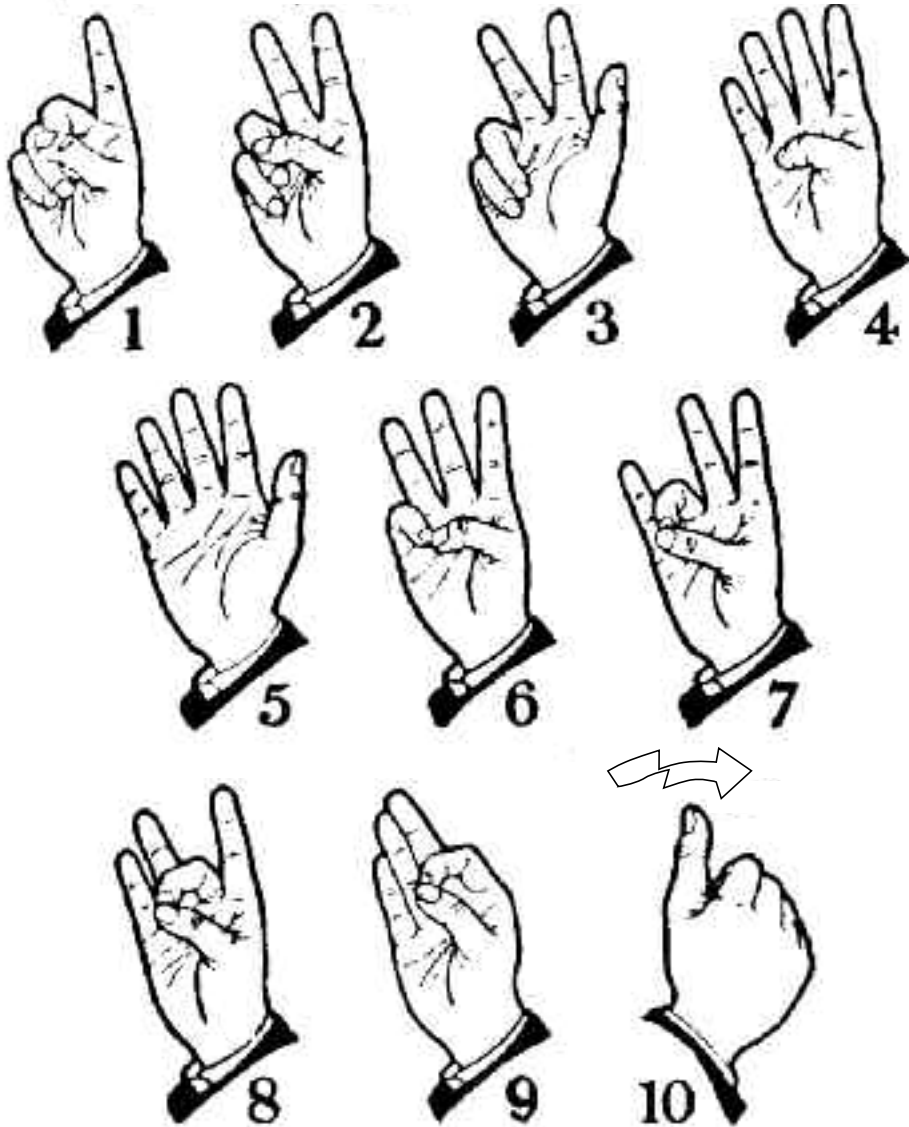
NORTHERN CALIFORNIA:

Sacramento: (916) 349-7500 Voice/TTY
Stockton: (209) 474-1573 Voice
(209) 474-3088 TTY

BAY AREA AND NORTHERN CALIFORNIA:

San Leandro: (510) 483-0753 Voice
(510) 483-6914 TTY

NUMBERS (1 - 10)




COMMUNICATION GUIDELINES

When communicating with a deaf or hard of hearing person:


- Get the deaf or hard of hearing person's attention first (tap gently on the shoulder or wave your hand).
- Establish eye contact with the deaf or hard of hearing person.
- Sign the manual alphabet to fingerspell names and other key words for which there are no signs listed in this brochure.
- Use natural facial expressions, gestures, and pantomime (e.g., negative words accompanied by shaking of the head).
- Speak directly to the deaf or hard of hearing person at a moderate pace while signing.
- Make sure your mouth can be seen.
- Rephrase the sentence if you are not understood.
- When all else fails, write it down or draw a picture.
- Most importantly, remember that patience is a language we can all understand.

BASIC MEDICAL SIGN LANGUAGE

(WHEN SPELLING,
ARM IS IN, NEAR CHEST,
WRIST IS STEADY, AND
USUALLY ONLY FINGERS MOVING)




ACHE/PAIN



ADDRESS



ADVISE




ALLERGY



APPOINTMENT



ASPIRIN



ASSIST/HELP



BABY



E



F



G



H



M



N



O



P



U



V

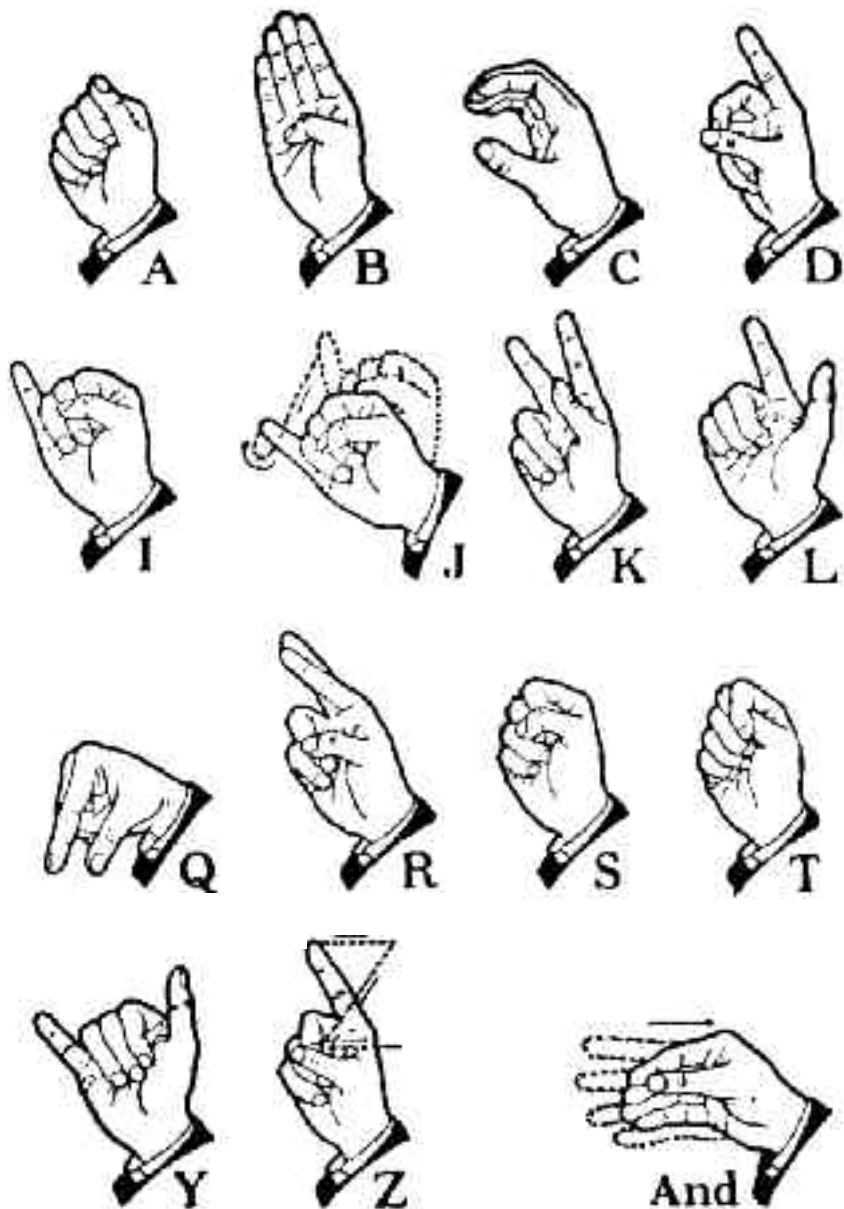


W



X

MANUAL ALPHABET




BACK



BATHROOM



BED




BETTER




BLOOD



BREATH



CALM DOWN



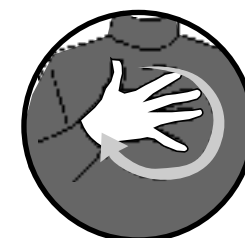
CAN



CAN'T



CHANGE



CHEST



CHILL/COLD



CLOTHES (Dress)



COME ON



COUGH




DEAF



DIZZINESS



DOCTOR



DON'T KNOW



DRINK



DRIVE/CAR



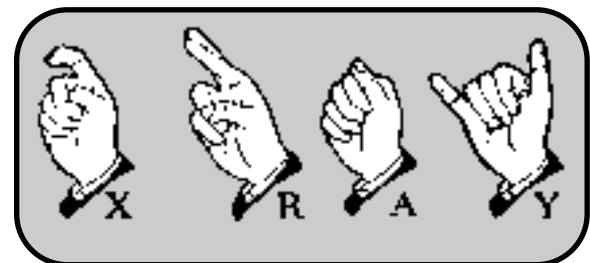
EAR INFECTION




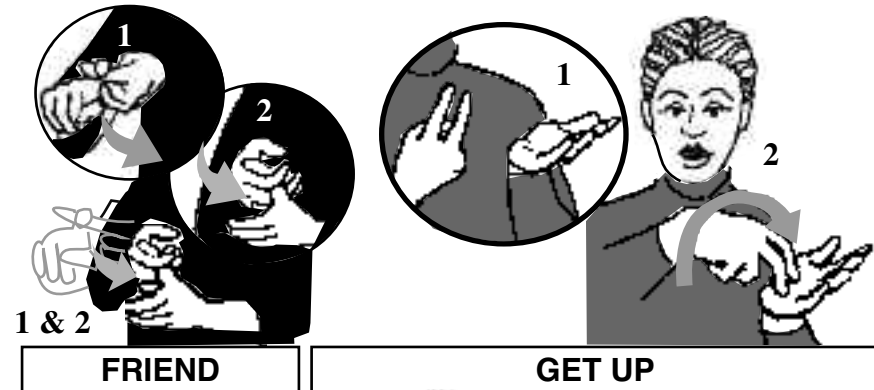
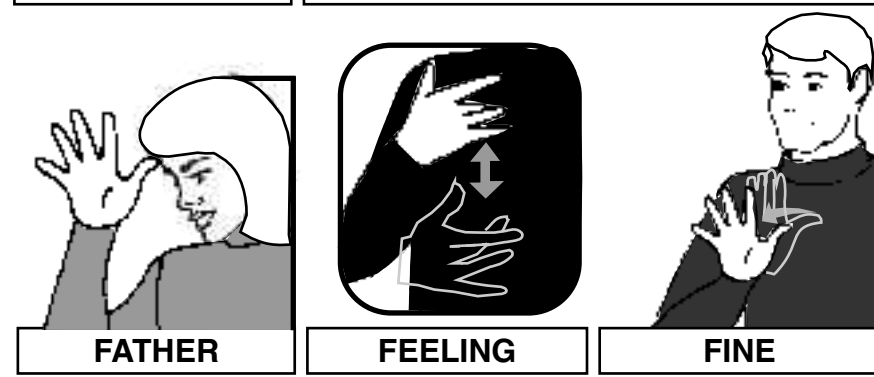


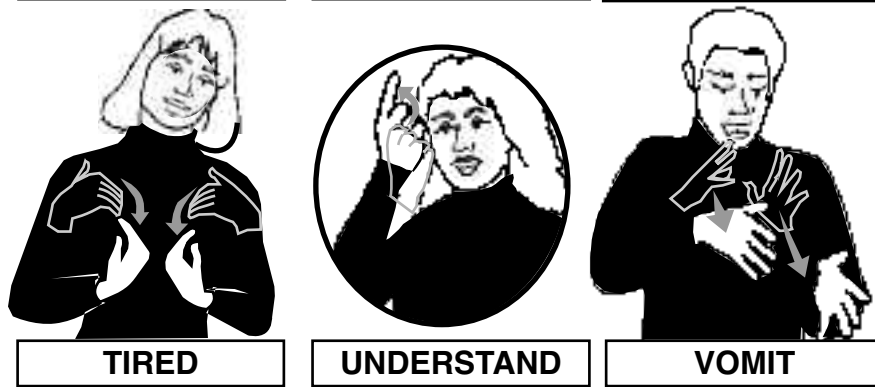
WHAT IS YOUR NAME?



WRITE




X-RAY






HAVE



HE/SHE



HOME



LIE DOWN



MEDICINE



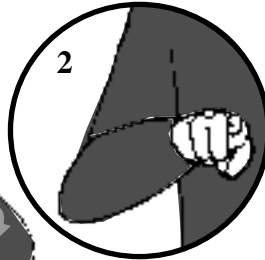
MOTHER



HOSPITAL



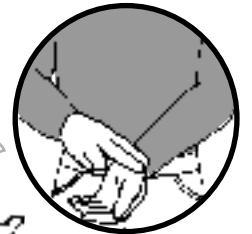
HOW ARE YOU?



NEED or SHOULD



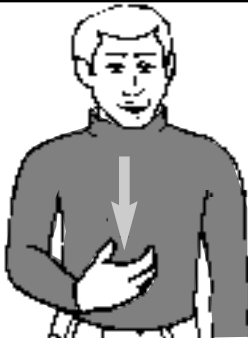
NOW or TODAY



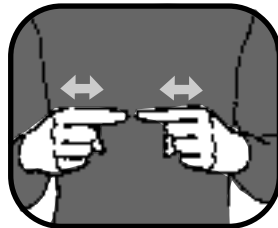
NURSE



HOT



HUNGRY



HURT, pain, injury



PHONE/Telephone



PILLS



PLEASE



IMPROVE



INJECTION



INTERPRET



PUT ON



SICK



SLEEPY (Sleep)